

2024

GENESEE COUNTY MIPHY

GCPC
GENESEE COUNTY
PREVENTION COALITION

KEY FINDINGS REPORT

MOST YOUTH

This report summarizes noteworthy findings regarding middle and high school student drug and alcohol use, risks associated with use, drug and alcohol perceptions, and items surrounding mental health from the most recent Michigan Profile for Healthy Youth (MIPHY) survey.

- Make the choice not to use drugs and alcohol.
- Are aware of parents' disapproval of teen drug and alcohol use.
- Do not approve of friends' drug and alcohol use.
- Value their school, teachers, and parents.
- Make healthy choices.

MOST

Middle and High School Students are **NOT** Using Drugs & Alcohol

In the past 30 days,

- 95.1% of middle schoolers and **91.8% of high schoolers did NOT use alcohol.**
- 98.0% of middle schoolers and 94.7% of high schoolers did NOT have 5 or more drinks of alcohol within a couple of hours.
- 96.4% of middle schoolers and **87.5% of high schoolers did NOT use marijuana.**
- 98.8% of middle schoolers and 99.1% of high schoolers did NOT use cigarettes.
- 95.8% of middle schoolers and 95.4% of high schoolers did NOT misuse prescription drugs.
- 94.8% of middle schoolers and **89.3% of high schoolers did NOT use vaping products.**

High School Students

Alcohol

More than 9 out of 10 Genesee County high school students did **not** drink alcohol in the past 30 days.



Binge Drinking

Nearly 9.5 out of 10 Genesee County high school students did **not** have 5 or more drinks of alcohol within a couple of hours in the past 30 days.



Marijuana

More than 8.5 out of 10 Genesee County high school students did **not** smoke marijuana in the past 30 days.



Cigarettes

Nearly 10 out of 10 Genesee County high school students did **not** smoke cigarettes in the past 30 days.



Prescription Drugs

More than 9.5 out of 10 Genesee County high school students did **not** misuse prescription drugs in the past 30 days.



Vaping

Nearly 9 out of 10 Genesee County high school students did **not** use Vaping Products in the past 30 days.

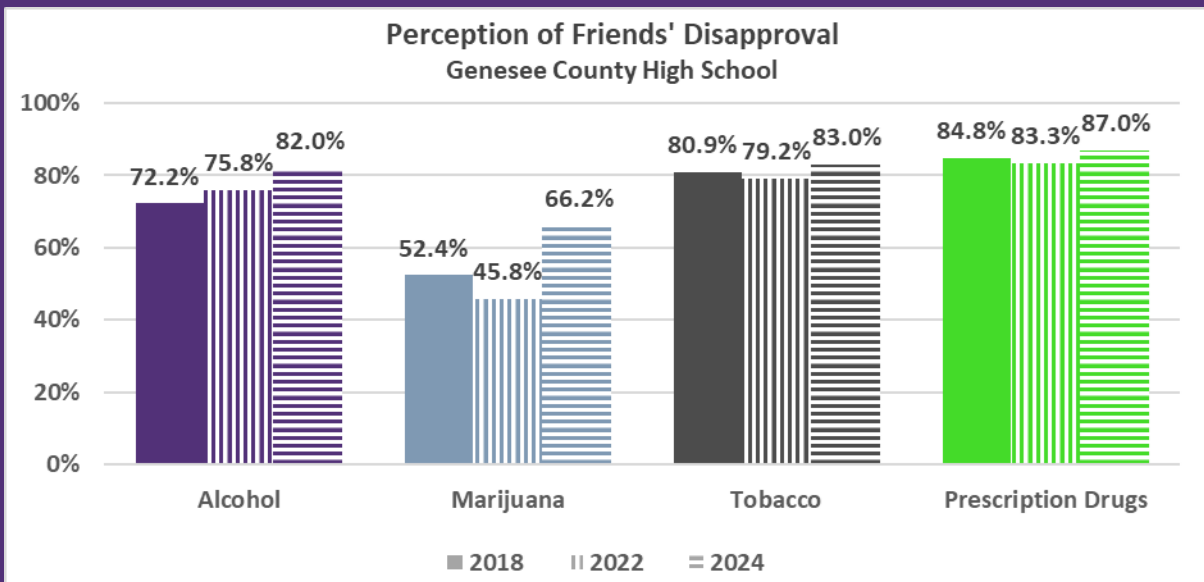
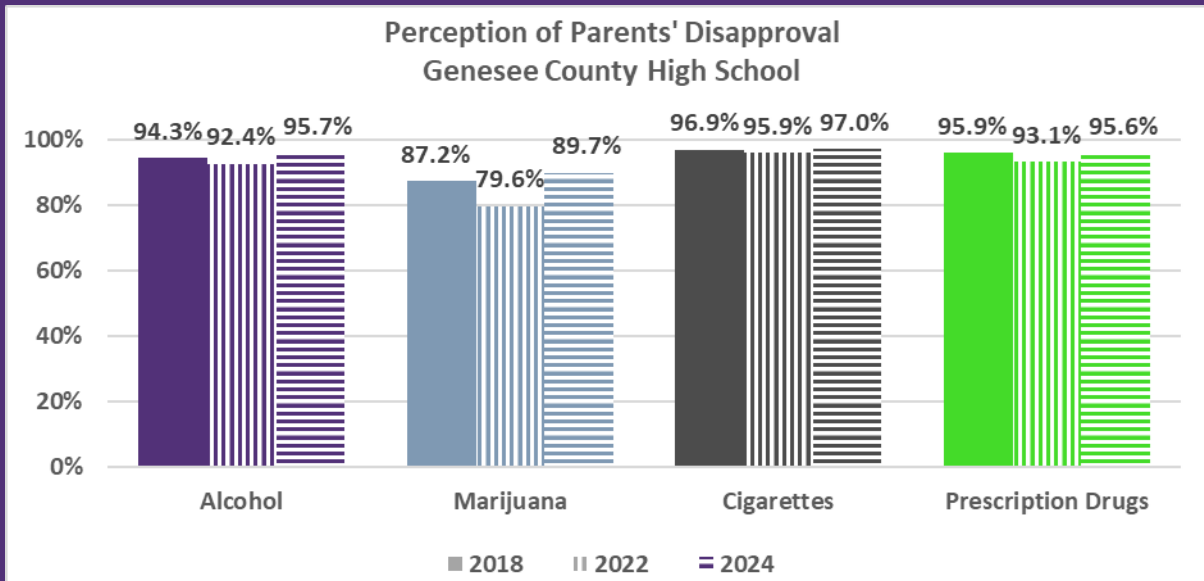


Survey Background

Data was obtained from the 2017-2018, 2021-2022 and 2023-2024 Genesee County MiPHY Report, a student survey assessing substance use, violence, physical activity, sexual behavior and emotional health. For 2018, the results represent 885 7th grade middle school students and 2,751 9th and 11th grade high school students. For 2022, the results represent 375 7th grade middle school students and 898 9th and 11th grade high school students. For 2024, the results represent 344 7th grade middle school students and 1492 9th and 11th grade high school students.

Youth Perceptions

Genesee County youth were asked about their friends' and parents' perception of teen drug and alcohol use on a scale from not wrong, a little wrong, wrong, to very wrong. Disapproval is categorized as wrong and very wrong.



**In 2024
MOST
YOUTH**

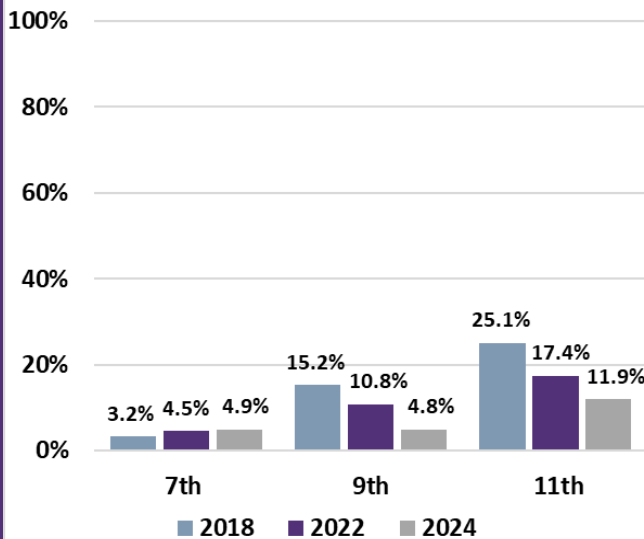
- Think parents disapprove of drug & alcohol use.
- Think friends disapprove of drug & alcohol use.

2024 Genesee County high school youth perceptions of parents' and friends' disapproval are higher than 2022 perceptions.

Past 30 Day Use

The graphs below depict 2022 past 30 day use of alcohol, prescription drugs, and electronic vaping products for 7th, 9th and 11th grade students compared to 2018 and 2022 data.

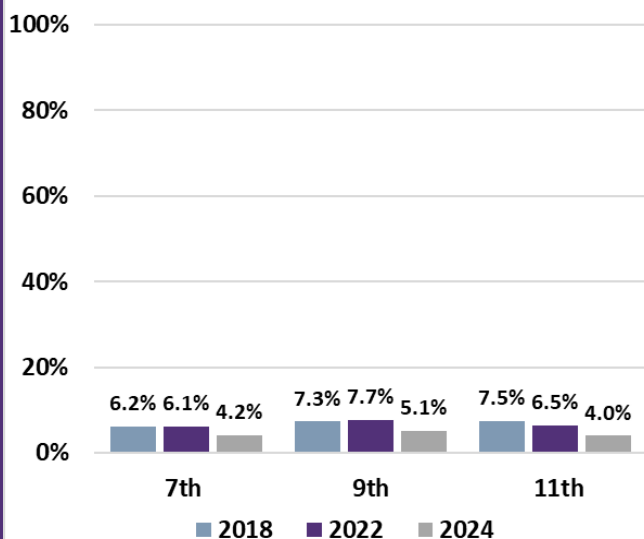
Alcohol - Past 30 Day Use



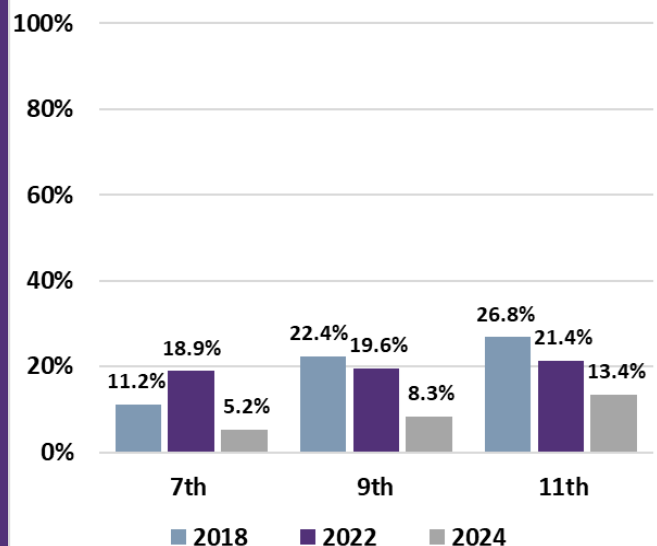
7th, 9th, and 11th Grade Students

- In 2024, past 30 day use of alcohol was lower for 9th and 11th grade students than in 2022, but slightly higher for 7th grade students.
- In 2024, past 30 day use of RX drugs was lower for 7th, 9th and 11th grade students than in 2022.
- In 2024, past 30 day use of electronic vaping products was lower for 7th, 9th and 11th grade students than in 2022.

Prescription Drugs - Past 30 Day Use

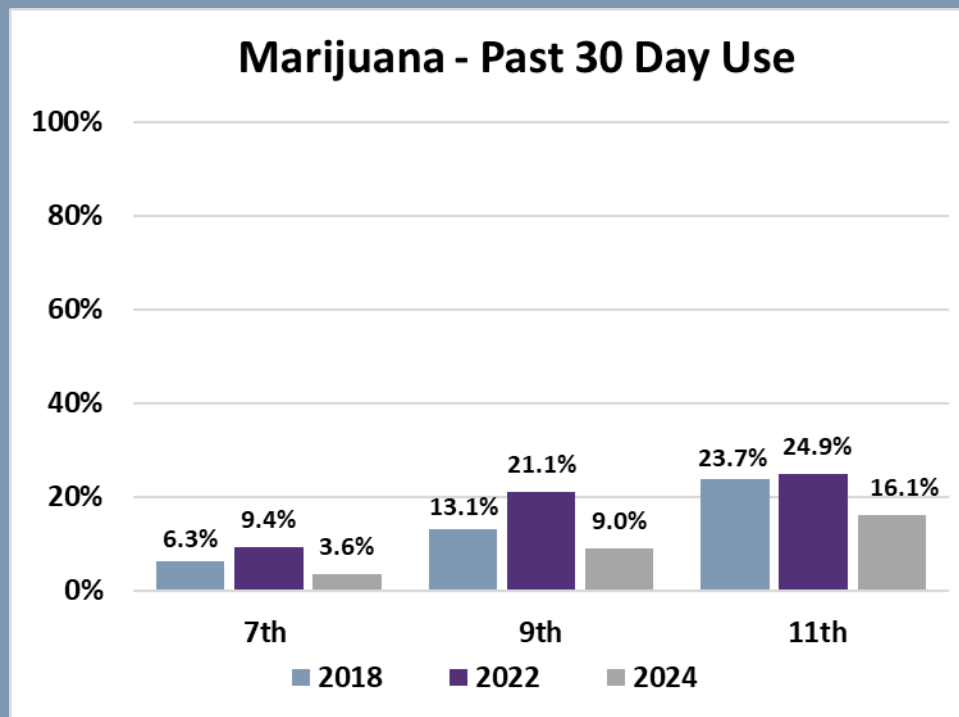


Vaping - Past 30 Day Use



Past 30 Day Use - Marijuana

Genesee County youth were asked if they had smoked marijuana in the past 30 days.



While Genesee youth past 30-day use of marijuana has decreased from 2022 to 2024, marijuana is the most used substance for 9th and 11th grade students. There are a multitude of potential reasons for the elevated marijuana use in youth. These include low perceptions of parental and friend disapproval, as well as, lower perceptions of risk with using marijuana in comparisons to other substances

Factors that may have reduced perceptions of risk and disapproval may be due to the State of Michigan legalizing marijuana in 2018.

High School Students

In 2024, Genesee County has a lower percentage of 9th, and 11th grade students who smoked marijuana in the past 30 days, compared to 2022.

7th Grade Students

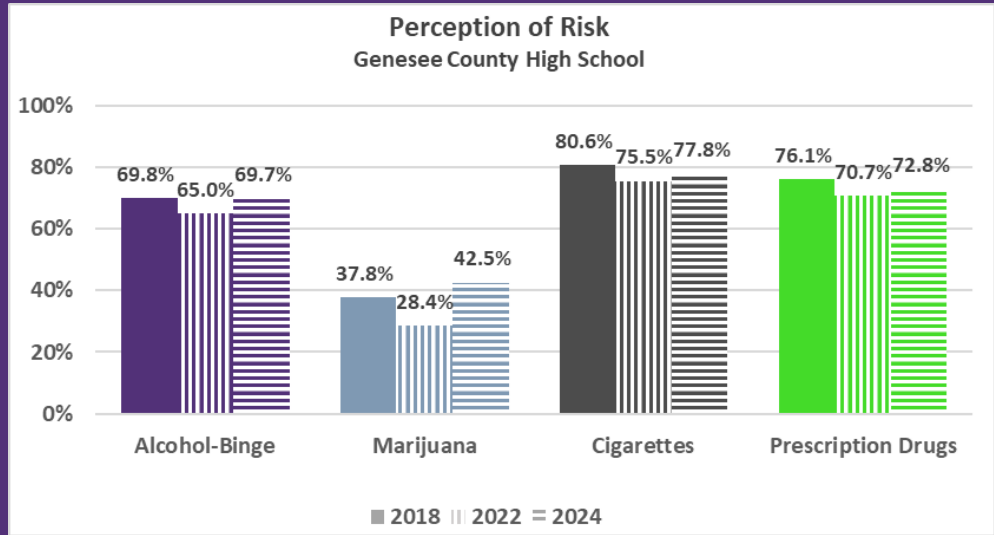
In 2024, Genesee County has a lower percentage of 7th grade students who smoked marijuana in the past 30 days, compared to 2022.



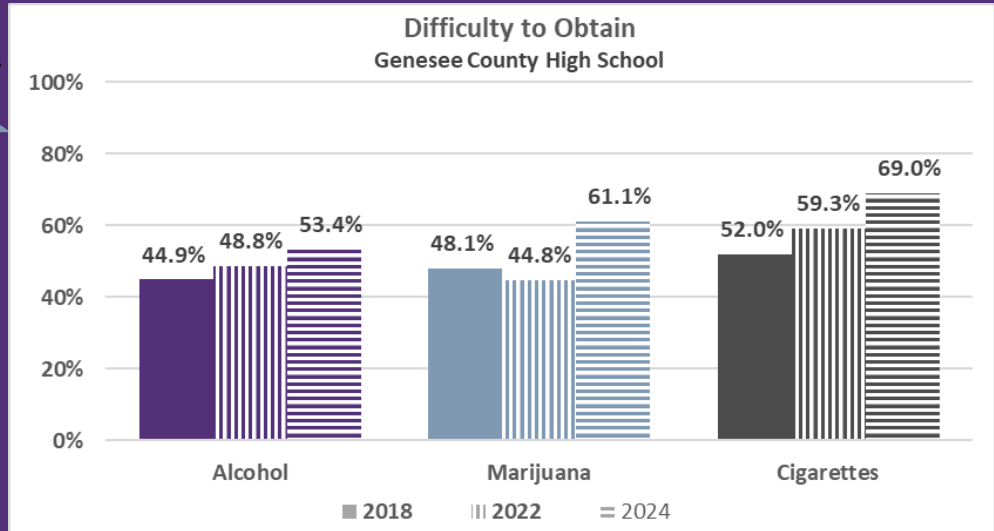
Risk of Harm and Access

Genesee County youth were asked about their perception of drug and alcohol risk of harm on a scale from no risk, slight risk, moderate risk, to great risk. Risk is categorized as moderate risk and great risk. Youth were also asked their perception of difficulty to obtain drugs and alcohol on a scale from easy, sort of easy, sort of hard, and very hard. Difficulty to obtain is categorized as very hard, sort of hard.

In 2024, Genesee County high school youth perceptions of risk are higher than 2022 perceptions for all substances.



In 2024, Genesee County high school youth think alcohol, marijuana and cigarettes are more difficult to obtain than they reported in 2022.



MOST YOUTH

think the risk associated with alcohol, cigarettes and RX drugs are of moderate to great risk.

MOST YOUTH

think the difficulty to obtain alcohol, marijuana, and cigarettes is sort of hard and very hard.

In 2024, High School students who recently drank

Report they got alcohol by:

- ⇒ 37.3% Someone giving it to them
- ⇒ 22.7% Taking it from a family member
- ⇒ 9.1% Giving someone else money to buy it for them
- ⇒ 7.3% Buying it in a store or gas station
- ⇒ 3.6% Taking it from a store
- ⇒ 2.7% Buying it from a restaurant, bar, club
- ⇒ 0.9% Buying it at a public event (concert, sporting event, etc.)

Report they usually drank alcohol:

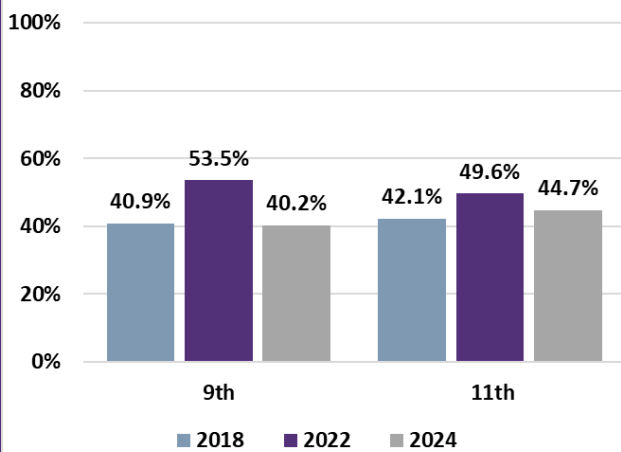
- ⇒ 51.8% At their home
- ⇒ 38.2% At another person's home
- ⇒ 3.6% On school property
- ⇒ 2.7% At a restaurant, bar, or club
- ⇒ 1.8% At a public place (park, beach, parking lot, etc.)
- ⇒ 0.9% At a public event (concert, sporting event, etc.)
- ⇒ 0.9% While riding in or driving a car

Youth Mental Health

High school students were asked about their mental health and suicide over the past 30 days.

Higher levels of depression, anxiety, other mental illnesses are strongly related to thoughts and attempts of suicide. Addressing mental health issues is essential for reducing substance use risk of suicide amongst youth.

Percentage of students who felt so sad or hopeless almost everyday for two weeks or more

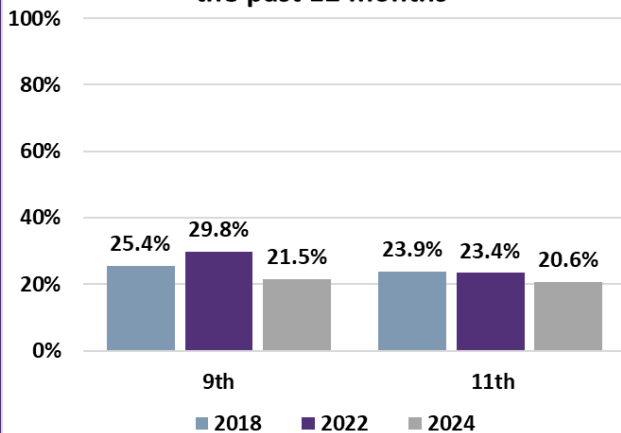


In 2024,

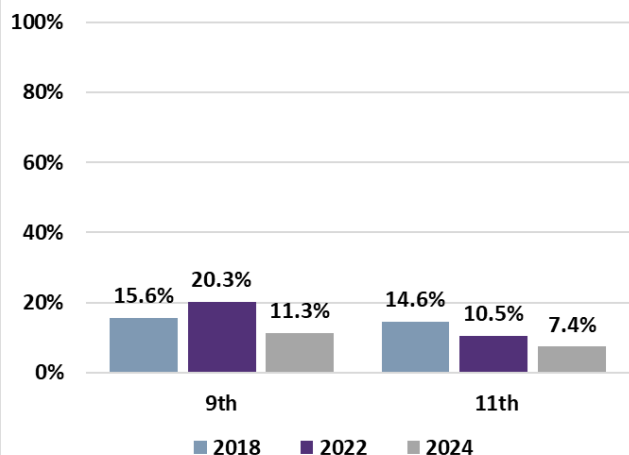
- 9th and 11th grade students reported feeling sad or hopeless at a lower rate than in 2022.
- 9th and 11th grade students reported seriously considering attempting suicide at a lower rate than in 2022.
- 9th and 11th grade students reported attempting suicide at a lower rate than in 2022.

Teachers, coaches, parents – anyone can help a young person in crisis by knowing the signs and symptoms of depression, suicidal ideation and behaviors, and who to contact for professional help. Contact the GCPC for information on Mental Health First Aid training or the National Suicide Prevention Lifeline at 1-800-273-8255.

Percentage of students who seriously considered attempting suicide during the past 12 months



Percentage of students who attempted suicide during the past 12 months



Contact Us

Genesee County Prevention Coalition

G4428 Fenton Rd., Flint, MI 48507

(810) 285-9047

info@theGCPC.org

Visit us on the web at www.theGCPC.org

Follow us on Facebook #theGCPC

Follow us on Instagram @thegcpc

GCPC
GENESEE COUNTY
PREVENTION COALITION